

CEN ICT Skills Workshop  
**EUROPEAN ICT PROFESSIONAL PROFILES IN ACTION**




*Towards a European ICT Professional Profiles second release*  
 CWA 16458:2012 update

**TECHNICAL INTERIM REPORT Annex A**




**Statistical results from the ICT Profiles user community on-line survey  
 (February – April 2017)**

**A. The European ICT Professional Profiles – look & basic principles**








**1. Are you familiar with this?**







		Answers	Ratio
Yes		72	90%
No. Please leave the questionnaire as it is not relevant to you but, if you wish, complete the next section.		7	8.75%
No Answer		1	1.25%

**4. Organisational background**











		Answers	Ratio
representing an organisation/ company		37	46.25%
replying as individual		35	43.75%
No Answer		8	10%

**4. Location of organisation/ respondent**






		Answers	Ratio
Austria		0	0%
Belgium		2	2.5%
Bulgaria		0	0%
Croatia		0	0%
Cyprus		0	0%
Czech Republic		0	0%
Denmark		0	0%
Estonia		2	2.5%
Finland		0	0%
France		4	5%
Germany		10	12.5%
Greece		0	0%
Hungary		1	1.25%
Ireland		11	13.75%
Italy		11	13.75%
Latvia		0	0%
Lithuania		0	0%
Luxembourg		0	0%

Malta		1	1.25%
Netherlands		13	16.25%
Poland		0	0%
Portugal		0	0%
Romania		0	0%
Slovak Republic		0	0%
Slovenia		0	0%
Spain		11	13.75%
Sweden		0	0%
United Kingdom		1	1.25%
other		5	6.25%
No Answer		8	10%




### 5. Organisation characteristic

		Answers	Ratio
ICT supply company		6	7.5%
ICT demand company (e.g. finance, trade, logistics...)		5	6.25%
public sector		19	23.75%
ICT qualification provider		6	7.5%
sector association		7	8.75%
trade union		1	1.25%
consultancy and research		14	17.5%
replying as individual		3	3.75%
other		11	13.75%
No Answer		8	10%

### 6. Across which geography does your organisation operate?




		Answers	Ratio
regional		8	10%
national		25	31.25%
European		10	12.5%
International/ global		29	36.25%
No Answer		8	10%



### 7. If you wish to be identified and acknowledged for your feedback, please indicate below.

		Answers	Ratio
name of organisation		37	46.25%
no details please		31	38.75%
No Answer		12	15%






### C. European ICT Professional Profiles knowledge and application experience

#### 8. How familiar are you with the European ICT profiles?
















		Answers	Ratio
I have been following with interest ICT Professional development activities since 2010.		25	31.25%
I have learnt about its existence years ago.		25	31.25%
I have recently learnt about its existence.		13	16.25%

I was involved in the ICT profiles creation process.		11	13.75%
No Answer		9	11.25%




### 9. Are you using or intending to use the European ICT Professional Profiles?

		Answers	Ratio
Yes, I am using them.		41	51.25%
I am not using them but intend to do so in the future.		24	30%
I have tried to use them but found it challenging.		3	3.75%
No, I have no intention to apply the profiles.		1	1.25%
No Answer		11	13.75%






### 10. If you are using or intending to use the ICT profiles, please indicate for what purposes?

		Answers	Ratio
HR planning and development		23	28.75%
qualification and certification promotion		34	42.5%
hiring		12	15%
job description		39	48.75%
job evaluation		25	31.25%
individual assessment		33	41.25%
curricula development		20	25%
personal career development		27	33.75%
market research		6	7.5%
e-Skills strategy development		29	36.25%
supply chain integration and procurement processes		1	1.25%
profile building		31	38.75%
connecting own frameworks/ concepts/ products to the EU level		22	27.5%
other		7	8.75%
No Answer		10	12.5%

### 11. If you are using or intending to use the Profiles, please indicate the general approach.

		Answers	Ratio
I am using the ICT Profiles as they are described in the CWA ("generation 2")		31	38.75%
I am adapting them / creating my own ICT profiles (at "generation 3")		34	42.5%
No Answer		15	18.75%

### 12. Are the ICT profiles appropriate for your purposes?

		Answers	Ratio
too early to say		15	18.75%
yes		21	26.25%
no		8	10%
more or less		26	32.5%
No Answer		10	12.5%

## D. Feedback on the ICT Profiles family tree concept and ICT Profiles structure

**13. How useful are these underlying principles for you?: Overall family tree concept**

		Answers	Ratio
very useful		37	46.25%
useful		26	32.5%
not useful		5	6.25%
No Answer		12	15%

**13. How useful are these underlying principles for you?: Generation 1 (six profile families)**

		Answers	Ratio
very useful		23	28.75%
useful		39	48.75%
not useful		3	3.75%
No Answer		15	18.75%

**13. How useful are these underlying principles for you?: Generation 2 (the 23 profiles)**

		Answers	Ratio
very useful		34	42.5%
useful		33	41.25%
not useful		1	1.25%
No Answer		12	15%

**14. Would you like to propose different naming for an existing ICT profile family (at “Generation 1”)?**

		Answers	Ratio
Yes		3	3.75%
No		67	83.75%
No Answer		10	12.5%

**15. Would you like to propose a different structuring for the families?**

		Answers	Ratio
Yes		8	10%
No		62	77.5%
No Answer		10	12.5%

**16. What relevance do the ICT Profiles template components have for you?: Profile title**

		Answers	Ratio
very relevant		41	51.25%
relevant		26	32.5%
not relevant		3	3.75%
No Answer		10	12.5%

**16. What relevance do the ICT Profiles template components have for you?: Summary statement**

		Answers	Ratio
very relevant		40	50%
relevant		29	36.25%
not relevant		1	1.25%
No Answer		10	12.5%

**16. What relevance do the ICT Profiles template components have for you?: Mission**

		Answers	Ratio
very relevant		34	42.5%
relevant		35	43.75%
not relevant		1	1.25%
No Answer		10	12.5%

**16. What relevance do the ICT Profiles template components have for you?: Tasks**

		Answers	Ratio
very relevant		40	50%
relevant		29	36.25%
not relevant		0	0%
No Answer		11	13.75%

**16. What relevance do the ICT Profiles template components have for you?: e-Competences**

		Answers	Ratio
very relevant		47	58.75%
relevant		21	26.25%
not relevant		1	1.25%
No Answer		11	13.75%

**16. What relevance do the ICT Profiles template components have for you?: KPI area**

		Answers	Ratio
very relevant		17	21.25%
relevant		39	48.75%
not relevant		12	15%
No Answer		12	15%

**17. Would you like to suggest improvements for the ICT Profiles template?**

		Answers	Ratio
Yes		20	25%
No		50	62.5%
No Answer		10	12.5%

**E. Feedback on the ICT Profiles content**




**18. Would you like to propose modifications for a specific existing profile?**

		Answers	Ratio
Yes		7	8.75%
No		63	78.75%
No Answer		10	12.5%

**19. Would you like to propose additional new generation 2 profile(s) to the existing 23?**




		Answers	Ratio
Yes		25	31.25%
No		46	57.5%
No Answer		9	11.25%

**20. The deliverables are a key component of ICT Profiles definition. Do you have any suggestions for revising existing deliverables and/ or adding new elements to the deliverables list?**




		Answers	Ratio
Yes		6	7.5%
No		62	77.5%
No Answer		12	15%

#### F. ICT Profiles cross-cutting issues

**21. Do you see any general evolving trends in business and/or technology, that in your opinion, should be addressed in the ICT Profiles update?**




		Answers	Ratio
No		26	32.5%
Yes		44	55%
No Answer		10	12.5%

**22. Are there any further key aspects missing/ not sufficiently covered?**




		Answers	Ratio
No		49	61.25%
Yes		19	23.75%
No Answer		12	15%

#### G. Sharing “ICT Profiles” user experiences within the larger community




**24. An “ICT Profiles User Guide” addressing multiple stakeholder perspectives will be part of the ICT profiles updating activity. Do you have suggestions about specific guidance you would find useful?**

		Answers	Ratio
Yes		20	25%
No		47	58.75%
No Answer		13	16.25%




**25. Another key document, produced as part of the updating process, will be a set of case studies illustrating the practical application of ICT Profiles. Are you interested in contributing your experiences to the case studies?**

		Answers	Ratio
Yes		22	27.5%
No		46	57.5%
No Answer		12	15%




**26. An “ICT profiles” user feedback workshop will take place with ICT Profiles users in early May 2017 in Italy. Would you be interested in participating?**

		Answers	Ratio
Yes		43	53.75%
No		26	32.5%
No Answer		11	13.75%






**27. The European ICT Professional Profiles provide 23 generic ICT Profiles at a low level of granularity ("generation 2"), inviting stakeholders to develop their own more specific ICT Profiles at generation 3 and beyond. Have you developed "generation 3" profiles that you would like published, as examples, in the forthcoming ICT Profiles second release CWA?**

		Answers	Ratio
Yes		15	18.75%
No		54	67.5%
No Answer		11	13.75%

**H. and Finally... nearly time to take a rest and treat yourself to a well earned coffee break**  
**28. Do you have any further suggestion regarding the usability of the entire ICT Profiles CWA?**

		Answers	Ratio
Yes		12	15%
No		59	73.75%
No Answer		9	11.25%

**29. Are you actively promoting the European ICT Professional Profiles?**

		Answers	Ratio
Yes, organisation-internal		14	17.5%
Yes, across my business network		35	43.75%
No		7	8.75%
No, but I do this with the e-CF.		12	15%
No Answer		11	13.75%